




Nipple Inserters

UNE 10, UNE 115




Two tasks — one machine

The UNE 10 and UNE 115 are high-performance tools for production and the workshop. This equipment now permits fittings up to 3" to be inserted or extracted. Due to its innovative rapid tool sled, the insertion of 90 degree, 45 degree or straight fittings without changing tools is now simple and quick with the UNE 115.



UNE 115



UNE 10

Ergonomic

Freely positionable foot pedal for clamping hose saves time and increases productivity - UNE 115

Lifting eyelets for easy positioning of the machine - UNE 115

Easy handling

Universal hose clamping dies for all hose diameters without the need for changeover eliminates lengthy setup times

Axially adjustable clamping unit for all diameters prevents kinking of thin hoses for efficient operation

Individual clamping force adjustment for damage-free clamping and avoiding scrap

Zero maintenance and saves costs

Rapid sled for inserting curved and straight fittings without time-consuming exchange of fork sets saves time


Safety compliant

Moving components have safety guards

CE-compliant, robust UNIFLEX quality



Save controls and a foot pedal that can be positioned freely



Security clamping unit



Axially adjustable clamping unit - prevents bending of small hose dimensions

104.1150 standard set UNE 115:

- 103.100.4 gap application 8-14
- 103.101.4 gap application 16-22
- 103.102.4 gap application 24-27
- 103.103.4 gap application 31
- 103.104.4 gap application 37
- 103.105.4 gap application 39
- 103.106.4 gap application 43
- 103.107.4 gap application 58
- 103.108.4 limit plate
- 103.109.4 centering pin 5
- 103.110.4 centering pin 7
- 103.111.4 centering pin 10
- 103.112.4 centering pin 14
- 103.113.4 centering pin 19
- 103.114.4 centering pin 24
- 103.115.4 centering pin 29
- 103.116.4 centering pin 42
- 103.117.4 gap application 65
- 103.118.4 gap application 80
- 104.042.3 equipment blade
- 104.043 star knob

Technical Data		UNE 10
Max. nipple insertion (AD fitting, straight or elbow)		< 2" (depends on manufacturer)
Force		4,7 kN (6 bar)
Piston stroke		100 mm
L x W x H (mm)		600 x 810 x 310
Weight (kg)		35
Connection		7 bar
First Class Advantages		
Universal		

Technical Data		UNE 115
Working range		0 - 3"
Hose max. ext.		Ø 120 mm
Air pressure connection		8 bar
Insertion force		8 kN (7 bar)
Clamping force		8 kN (7 bar)
Control		buttons
L x W x H (mm)		625 x 1185 x 320
Weight (kg)		100
First Class Advantages		
Universal		
Standard		
Established standard functions: 10 inserts for hose ferrules with bended tubes (Ø 12, 15, 18, 22, 28, 34, 42, 54 mm and one closed insert)		
Accessories		
TU Table		
778.2 Satz hard rubber wheels (4 pieces) - 2 incl. locking brake		
Voltages		
UNE 115 7 bar / 100 PSI		

Accessories and more information can be found on the this catalogue's jacket.

Technische Änderungen vorbehalten. / We reserve the right to make technical changes without notice.
Daten abhängig von der Armatur / Data according to the fitting || Mit Grundbacken / with master dies
Optionen sind Maschinenbauteile, die nur ab Werk lieferbar sind und nicht nachrüstbar || Options are machine parts that can only be ordered while buying the machine.